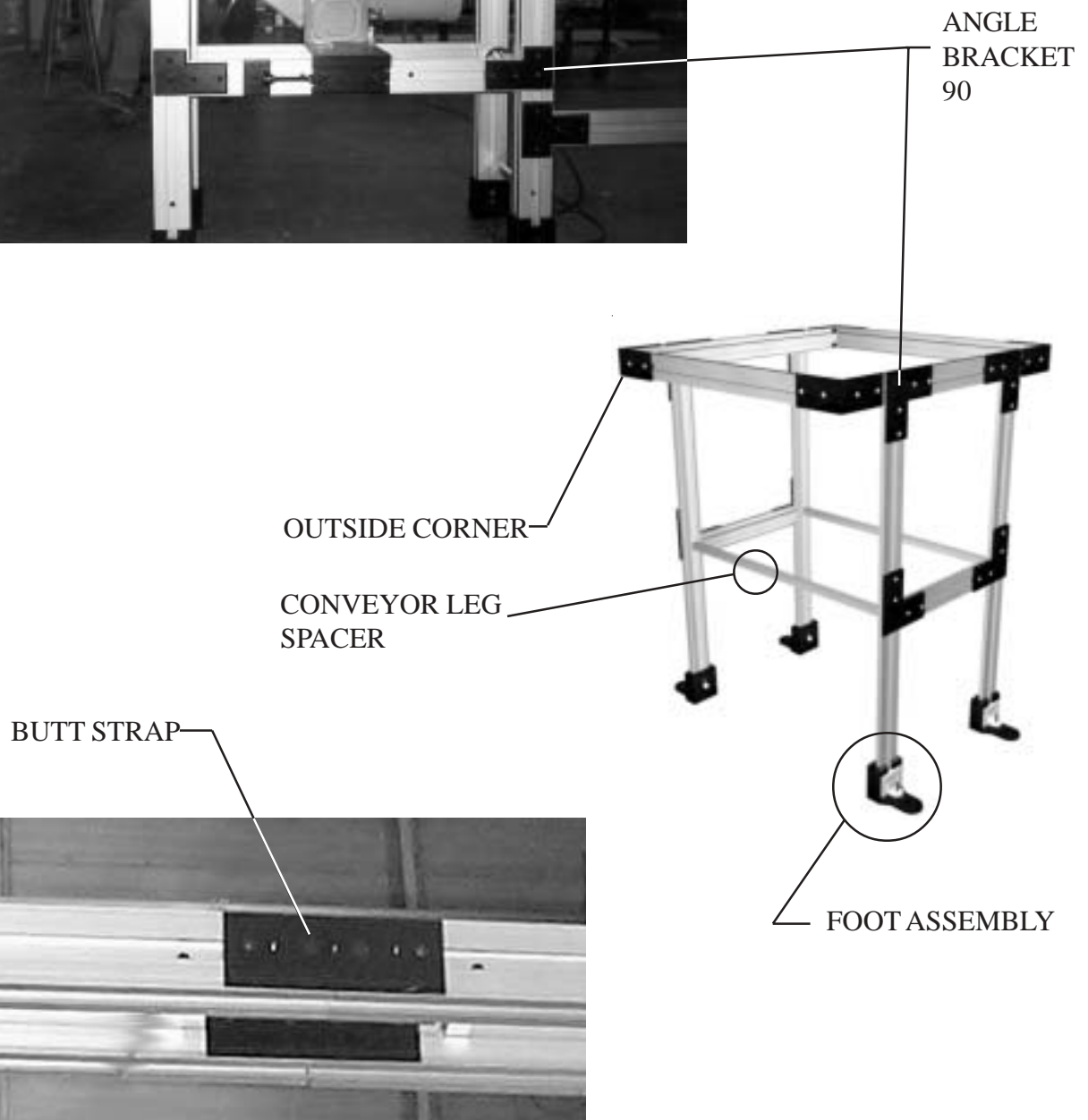



STRUCTURAL COMPONENTS

These components are designed for general construction of structural supports for conveyors, work benches, tables, etc.



STRUCTURAL COMPONENTS

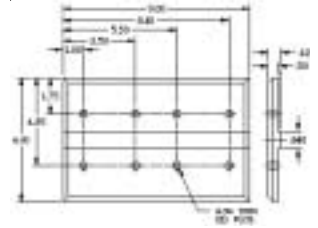
MAC-2001

Splice Plate - Wide



Application: Splice MAC-5095 Conveyor Rails, Also used as a tooling mounting plate.

Features: Keyed to fit rail tooling slot, Cast Aluminum, 8 pre-drilled .34" dia holes for 5/16-18 BHSCS using spring nuts, Black Powdercoat Paint.



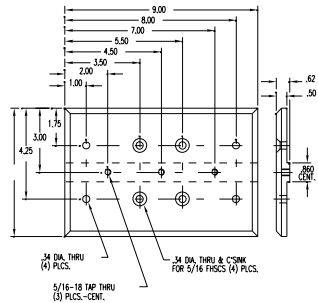
MAC-2003

Universal Plate - Wide



Application: Splice MAC-5095 Conveyor Rails, Also used as a tooling mounting plate.

Features: Keyed to fit rail tooling slot, Cast Aluminum, 8 pre-drilled .34" dia holes for 5/16-18 BHSCS using spring nuts, Black Powdercoat Paint.



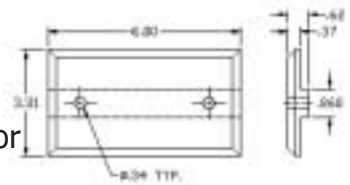
MAC-2711

Splice Plate - Short




Application: Splice MAC-4913, 5159, 5207 Conveyor Rails. Also used as a tooling mounting plate.

Features: Keyed to fit rail tooling slot, Cast Aluminum, 2 predrilled .34" dia holes for 5/16-18 BHSCS using spring nuts, Black Powdercoat Paint.



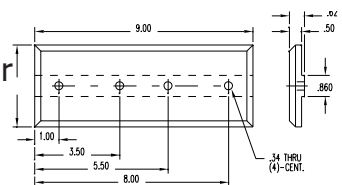
MAC-2712

Splice Plate - Long



Application: Splice MAC-4913, 5159, 5207 Conveyor Rails. Also used as a tooling mounting plate.

Features: Same features as MAC-2711 with two additional spring nut attachment holes.



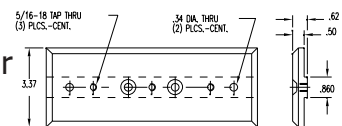
MAC-2713

Universal Plate



Application: Splice MAC-4913, 5159, 5207 Conveyor Rails and mount leg sets.


Features: Combination of features of MAC-2921 Wing Plate and MAC-2712 Splice



STRUCTURAL COMPONENTS

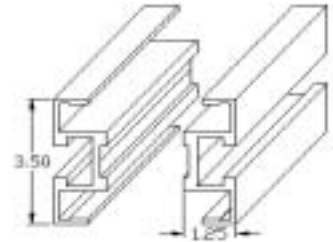
MAC-4913

Conveyor Legs



ALSO SHOWN IN CONVEYOR
COMPONENTS SECTION

Application: Medium Duty General Purpose, Conveyor; Rail, **Frames & Legs**, Structural Frames; tables, work benches, work cells.
Features: 3 1/2" Wide Face, Single Tooling Slot, Glide Strip Locking Tab, Standard 10' Lengths.



MAC-4912

Conveyor Leg Spacer "H" Beam



ALSO SHOWN IN CONVEYOR
COMPONENTS SECTION

Application: Conveyor Leg Spacer. Also used as conveyor rail spacer.
Features: Precision Aluminum extrusion w/ hole ready for 5/16-18 tap, fits conveyor rail slots, Standard 10' Lengths, Clear Anodized, Special Orders: Extruded Lengths, Colors, and Annealed.

